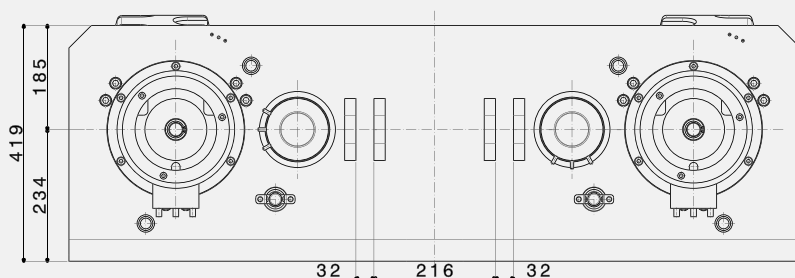
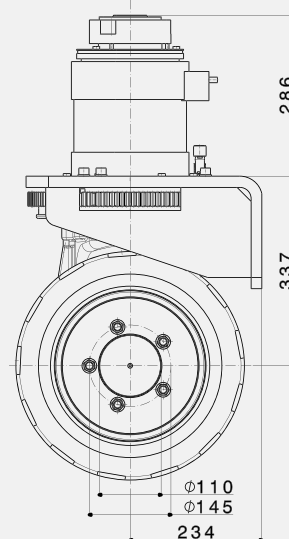
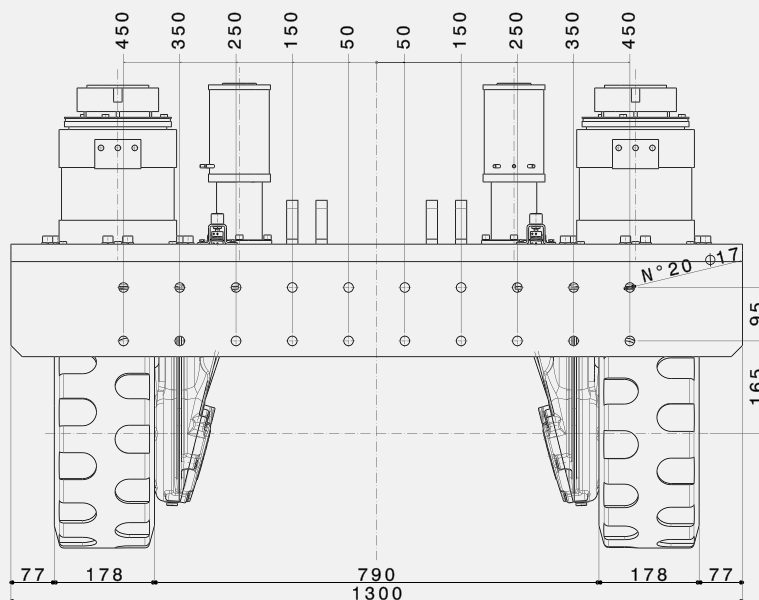


TRACTION AND STEERING AXLE

462010000



APPLICATION

MAX LOAD ON THE AXLE (Kg)

3800



TECHNICAL SPECIFICATIONS

MAX LOAD ON THE AXLE	3800 Kg @ 6Km/h
TYPE OF TIRE	Cushion 16x7x10,5 (Ø406x178xØ267)
TRACTION POWER	2x4KW 80W AC
TRACTION RATIO	1:25
STEERING POWER	2x400W 80V AC
STEERING TOTAL RATIO	1:150
STEERING ANGLE DETECTION	Rotary potentiometer
ELECTROMAGNETIC PARKING BRAKE	2x40Nm